




**Bridgeway**

EVERY STUDENT  
QUALIFIED



TRAINING SCHEDULE  
JULY-DECEMBER  
2010

We hope this issue will help to guide you through your training selections and inform you on the updates. After looking over these pages, the Training Department and Dealer Sales group will guide you through this process if you need assistance.

### **Training Department**

Susan Cramer  
2297 Southwest Boulevard, Suite K  
Grove City, OH 43123  
Phone: (614) 604-6037  
Fax: (614) 604-6031  
E-mail: [susan.b.cramer@cummins.com](mailto:susan.b.cramer@cummins.com)  
[www.cumminsbridgeway.com](http://www.cumminsbridgeway.com)

### **Contents**

Class Schedule	2
Course Descriptions	3
Dealer Guidelines	5
Smart Program Guide	6
QuickServe Online Instructions	7
Registration Form	8
Virtual College Order Form	9
CVC Bulletin Numbers (single disks)	10
Directions / Maps / Hotels	11

### **PowerCare Instructors:**

Bill Dowd  
Darryl Heine  
Jim Cushman

## Training Class Schedule 2010

**Contact the training department for pricing.**

July	20	2005-06Q Warranty NA Dealer	New Hudson
September	14	2005-06Q Warranty NA Dealer	Pittsburgh
October	26	2005-06Q Warranty NA Dealer	Columbus
September	1	2006-14Q INSITE (Basic Skills)	Pittsburgh
July	26 – 30	2006-30Q ISX-CM871 / 2006-31Q ISM-CM876	Pittsburgh
August	9 – 13	2006-30Q ISX-CM871 / 2006-31Q ISM-CM876	Columbus
August	30 – Sep. 3	2006-30Q ISX-CM871 / 2006-31Q ISM-CM876	Cleveland
October	18 – 22	2006-30Q ISX-CM871 / 2006-31Q ISM-CM876	New Hudson
December	6 – 10	2006-30Q ISX-CM871 / 2006-31Q ISM-CM876	Pittsburgh
August	3 – 6	2006-38Q ISB-CM2150 / 2006-39Q ISC/ISL-CM2150	Pittsburgh
August	24 – 27	2006-38Q ISB-CM2150 / 2006-39Q ISC/ISL-CM2150	Cleveland
November	2 – 5	2006-38Q ISB-CM2150 / 2006-39Q ISC/ISL-CM2150	New Hudson
November	16- 19	2006-38Q ISB-CM2150 / 2006-39Q ISC/ISL-CM2150	Cleveland
July	19 – 23	2010 Combination ISX15 CM2250 / ISB/ISC/ISL CM2250	Cleveland
July	26 – 30	2010 Combination ISX15 CM2250 / ISB/ISC/ISL CM2250	Cleveland
August	23 – 27	2010 Combination ISX15 CM2250 / ISB/ISC/ISL CM2250	New Hudson
August	30 – Sep. 3	2010 Combination ISX15 CM2250 / ISB/ISC/ISL CM2250	New Hudson
October	4 – 8	2010 Combination ISX15 CM2250 / ISB/ISC/ISL CM2250	Pittsburgh
October	11 – 15	2010 Combination ISX15 CM2250 / ISB/ISC/ISL CM2250	Pittsburgh
November	15 – 19	2010 Combination ISX15 CM2250 / ISB/ISC/ISL CM2250	New Hudson
November	29 – Dec. 3	2010 Combination ISX15 CM2250 / ISB/ISC/ISL CM2250	Cleveland
December	13 – 17	2010 Combination ISX15 CM2250 / ISB/ISC/ISL CM2250	Pittsburgh
July	7 – 9	2010 ISB/ISC/ISL CM2250 (midrange only)	Columbus
September	8 – 10	2010 ISB/ISC/ISL CM2250 (midrange only)	New Hudson
October	19 – 21	2010 ISB/ISC/ISL CM2250 (midrange only)	Pittsburgh
July	13 – 16	2010 ISX15 CM2250 (heavy duty only)	Cleveland
August	17 – 20	2010 ISX15 CM2250 (heavy duty only)	New Hudson
September	21 – 24	2010 ISX15 CM2250 (heavy duty only)	Pittsburgh
October	26 – 29	2010 ISX15 CM2250 (heavy duty only)	Pittsburgh
November	9 – 12	2010 ISX15 CM2250 (heavy duty only)	New Hudson
August	24 – 26	NOW (National Overhaul Warranty)	Pittsburgh
November	2 – 4	NOW (National Overhaul Warranty)	Cleveland

***Student will receive class materials consisting of wiring diagrams specific for the class and an electronic copy of the manual. Printed manual is available for an extra cost of \$75. Advise the training department at the time of registration if you wish to purchase a printed manual.***

**Prerequisites:** Virtual College for engine classes must be completed and submitted prior to attending class. Confirmation is conditional on CVC completion. If Virtual College training is not completed one week prior to class, the training department may replace position in class with a student that has completed prerequisites. Charges may apply with less than one week notification of cancellation.

**Dress Code:** Must wear standard work uniform. Safety glasses are required in the hands on area.

**Lodging, meals and Transportation:** All students are responsible for their own lodging and meals. A list of hotels for each training location is provided at the end of this training schedule.

**Cancellations:** Cancellation must be received at least five (5) business days prior to the class start date in order to avoid a \$100 cancellation fee.

**Daily Schedule:** The 2010 combination class & the Heavy Duty class begins at 12:00 p.m. on Monday. All other classes begin at 8:00 a.m. Class dismissal time will vary between 4:00 and 5:00 p.m. depending on the class. Students will have a one hour lunch break with the exception that there is no lunch break on half days.

## COURSE DESCRIPTIONS

To determine individual training requirements by engine family, a technician should log into Cummins QuickServe Online to view and download their Smart Program Guide.

### 2010 HEAVY DUTY & MIDRANGE ENGINES

#### 2009-37Q ISX15 CM2250 / 2009-30Q ISB6.7 CM2250 / 2009-31Q ISC8.3 / ISL9 CM2250 (Combination)

See below for individual course descriptions. The last two days of class are hands-on qualification only. The student will only attend one of these days which will be determined by the instructor. Proper shop attire is required.

##### Prerequisites:

Completion of training including classroom on 2007 engines: ISX-CM871, ISB/ISC/ISL-CM2150

Completion of Virtual College for 2010 engine programs: 2009-37Q ISX15 CM2250 / 2009-30Q ISB6.7 CM2250 / 2009-31Q ISC8.3 / ISL9 CM2250. Each student will be invoiced for a test lead kit and will receive it in class.

Class will begin on Monday at 12:00 p.m. with no lunch break

**4.5 Days**

#### 2009-37Q ISX15 CM2250 (Heavy Duty only)

This course will focus on the ISX15 EPA 2010 engine model only. Many changes have been made to the engine and the aftertreatment system. The new ISX15 CM2250 features High Pressure Common Rail (HPCR) fuel system and multiple Ultra High Pressure Injection events (XPI). This required a new cylinder head to accommodate electronic injectors and a change to the gear train as an injector camshaft is no longer needed in this engine. On-Board Diagnostics (OBD) is the new emission monitoring system that the ISX15 rated below 450 HP will be equipped with. Students will understand the purpose of OBD and become familiar with new diagnostic lamp strategies. Aftertreatment review will cover the SCR (Selective Catalytic Reduction) and DEF (Diesel Exhaust Fluid) aftertreatment components that are new for the 2010 engine models. Each student will be invoiced for a test lead kit and will receive it in class

**Prerequisites:** 2006-30Q ISX-CM871; Class begins on Tuesday morning at 8:00 am. Proper shop attire is required.

**4 Days**

#### 2009-30Q ISB6.7 CM2250 / 2009-31Q ISC8.3 / ISL9 CM2250 (Midrange only)

This course focuses on all the Cummins EPA 2010 Midrange engine models. It combines class room theory and hands-on tasks to broaden the student's knowledge of the new technologies. Class sessions will cover troubleshooting and repair of the fuel system, the control systems and the exhaust aftertreatment system. Much of the hands-on time will be spent reviewing and understanding the SCR (Selective Catalytic Reduction) and DEF (Diesel Exhaust Fluid) aftertreatment components that are new for the 2010 engine models. This course is required to meet Cummins Full Service warranty requirements. Class begins on Tuesday morning at 8:00 am. Proper shop attire is required. Each student will be invoiced for a test lead kit and will receive it in class

**Prerequisites:** 2006-38Q ISB CM2150 / 2006-39Q ISC/L CM2150

**3 Days**

If you have the 2007 vintage Midrange or Heavy Duty Library, you only need the update version.

4091963 Midrange Library Update

4091965 Heavy Duty Library Update

If you do not have the 2007 vintage library, you will need to order a new version.

4091856 Midrange Library v3.4

4091874 Heavy Duty Library v3.2

### New!! ISX11.9 Engine

The Virtual College for the ISX11.9 will be available by August. Dealers will receive the bulletin number for the VC once it is available. Dealer training will begin January 2011.

## HEAVY DUTY ENGINES

### **2006-30Q ISX CM871 & 2006-31Q ISM CM876**

This is the required follow-up course to the ISX CM871 / ISM CM876 Virtual College program #4091872 or 4091874. These sessions will lean heavily on hands-on processes pertaining troubleshooting, repairing and adjustment of the new controls, devices and aftertreatment components for 2007 emission level engines. Proper shop attire is required. The last two days of class are hands-on qualification only. The student will only attend one of these days which will be determined by the instructor. Proper shop attire is required. **Start time on first day of class is 12:00 p.m. with no lunch break.**

**Prerequisites:** Completion of Virtual College programs 2006-30Q & 2006-31Q.

**4.5 Days**

### **2005-01Q /2001-03Q Heavy Duty NOW (National Overhaul Warranty) Technician Certification**

This course covers the NOW warranty and is required for a technician to perform Heavy Duty engine NOW overhauls. Technicians will learn what it takes to overhaul and certify the Heavy Duty engine families complying with the NOW requirements. The course blends classroom and hands-on training together, appropriate dress is required. Available by request.

**Prerequisites:** ISX-CM870 Engine Full Service Qualification (2002-03Q).

**3 Days**

Available on request

## MIDRANGE ENGINES

### **2006-38Q ISB CM2150 & 2006-39Q ISC/ISL CM2150**

This is the required follow-up course to the ISB CM2150, ISC/ISL CM2150 Virtual College program #4091854 or 4091856. These sessions will lean heavily on hands-on processes pertaining troubleshooting, repairing and adjustment of the new controls, devices and aftertreatment components for 2007 emission level engines. Proper shop attire is required.

**Prerequisites:** Completion of Virtual College programs 2006-38Q & 2006-39Q.

**4 Days**

## INDUSTRIAL ENGINES

### **2007-04Q B3.3 & QSB3.3-CM2150**

Completion of Virtual College program will qualify the technician for full service level. Virtual College Compact Power Library (BN 4091844).

### **2005-03Q QSB4.5/QSB.7 CM850 Tier III & 2006-35Q QSC8.3/QL8.9 CM850 Tier III**

This program is geared towards the off highway/industrial technician that is preparing to work on the Cummins Midrange Tier III common rail high pressure fuel system engines. To be warranty qualified the technician must complete all courses listed in both programs 2005-03Q & 2006-35Q in the Virtual College Midrange Library #4091854. Refer to the student's Smart for an accurate list of courses. For hands on qualification the student can enroll in the class for 2006-38Q ISB CM2150 / 2006-39Q ISC/ISL CM2150.

### **2000-55Q QSM11 & 2006-40Q QSX15 Tier III**

This program is geared towards the off highway/industrial technician that is preparing to work on the Cummins Heavy Duty Tier III engines. To be warranty qualified on the above engines, the technician must complete the courses in the Virtual College Heavy Duty Library #4091874, and have either successfully completed the previous DPA qualification or attend the CM870 automotive courses 2002-03Q and 2002-08Q. Student should refer to his/her Smart Program guide for a complete list of courses.

**3 Days**

## ADDITIONAL CLASSES

### **2005-06Q Cummins Warranty for North American Dealers**

Cummins, Inc. has introduced the latest in computer-based training technology, the Warranty Virtual College Training Library (BN: 4091966; *BN 4091832 is obsolete*). The training will help the user gain capabilities and skills in every aspect of Cummins Warranty including Customized Assurance Plan (CAP) repairs with the Cummins RAPIDSERVE warranty system. The first step is the computer-based Virtual College. After completion, the student is eligible to attend the one day instructor led class. Attendees can bring the latest version of the Cummins Warranty Manual with them (10-Jul-2008.) Warranty manual BN: (Pages with binder/page inserts - 4021290); (Pages without binder/dividers - 4021289). The class will be using the QSOL on line Cummins Warranty Manual.

**Prerequisite:** Student must complete CVC 2005-06Q N American Dealer warranty (courses 8000-8025) to attend class.  
**1 Day**

### **2006-14Q INSITE 7.X**

This one day course is designed to advance the new tech and to update the more experienced techs on the current version of INSITE 7.3. The INSITE software program continues to evolve and has new features and diagnostics that are not covered in CVC. Good Microsoft Windows skills are helpful. Class is available by request.

**Prerequisite:** completion of CVC Library INSITE 6 Update Qualification depending on instructor recommendation.  
**1 Day** **(Non-dealers contact training department for cost.)**

### **Optional ADVANCED INSITE 7.X**

This one day course is designed for the advanced tech enabling them to master the advanced features of INSITE Data / Monitor Logger. This course is for the tech that has a good working knowledge of the INSITE software program and uses the Data / Monitor Logger on a regular basis. Good Microsoft Windows skills are required as this course will cover the in depth use of the INSITE Data / Monitor Logger and how to use Microsoft Excel to make diagnostic graphs and interpret them.

**Prerequisite:** completion of CVC Library INSITE 7.x Update Qualification and regular use of INSITE. Class is available by request.

**1 Day** **(Non-dealers contact training department for cost.)**

### **Increase your diagnostic proficiency with ADVANCED INSITE 7.x training.**

Cummins Bridgeway's training centers are offering an advanced INSITE engine diagnostic software class. This session is designed to build on any previous INSITE training your technicians have had in the past. The focus of this class is to help reduce troubleshooting time by developing better engine monitoring / data logging skills. To accomplish this goal we will be utilizing Microsoft Excel to manage and manipulate gathered ECM /Sensor information into useful graphs and charts showing engine operational. Graphs and charts assist in troubleshooting by converting raw data into useful images on how the engine is operating under any given moment of the testing process.

This one day course is designed for the advanced technician that has a good working knowledge of the INSITE software program and uses the Data / Monitor Logger on a regular basis. Good Microsoft Windows skills are required as this course will cover in depth the creation, storage and conversion of INSITE Data / Monitor Logger files into useful Microsoft Excel diagnostic graphs charts.

## **Guidelines for Dealer Qualification**

In order for the Cummins engine owner to be assured that the best service experience possible occurs, there are certain expectations of your local Cummins distributor and its dealer network. These expectations revolve primarily around parts inventory, tooling, information tools and technician training. The combination of all these items will insure a positive service experience. Customers calling Cummins directly will be referred to those dealers who have been approved to perform warranty repairs on the engine in question.

To reach the fore mentioned goal, each dealer is required to maintain trained and qualified personnel to work on Cummins Engines for which the dealer is authorized to perform warranty repairs. The dealer must maintain at least one technician per shift of service operation to be fully trained for the engine families they have been authorized to perform warranty repairs. Dealer records are audited by Cummins Bridgeway, LLC. and Cummins, Inc. on a yearly basis to insure training and tooling requirements have been met. When opening any warranty claim with RapidServe, engine warranty certification is verified before repair approval is given. It is our goal to insure your firm meets all dealer requirements.

**Successful completion of Cummins Virtual College and hands on class training does not guarantee that any individual will be granted permission from Cummins Bridgeway the ability to perform and submit warranty repair claims to Cummins, Inc.**

## **Individual Cummins User Account for QuickServe Online Smart Program Guide**

The Cummins Virtual College Heavy Duty Library and Midrange Library contain training courses for several engines. To target the student's training for a specific product, the student will need an Individual Cummins User Account for QuickServe Online. Before the student begins, please take a few extra minutes to read the instructions and view the Tutorial which walks the student through the initial instructions for the Virtual College. There are a few new features in both Virtual College Libraries which the Tutorial covers and is well worth the extra time.

If your technician has completed previous Cummins training, the new Library contains a feature (Smart Program Guide) that will select only those modules that the technician will need to complete the new engine training. Using the Smart Program Guide will save time and effort since the student will not be taking any course that he has previously completed.

To use this feature, the user must have a Promotion ID number and obtain an **Individual Cummins User Account for QuickServe Online**. A general QuickServe Online log in for your dealer will not work; it must be for each tech that will be training on the Virtual College Libraries. This will also allow the student to view his training on QSOL.

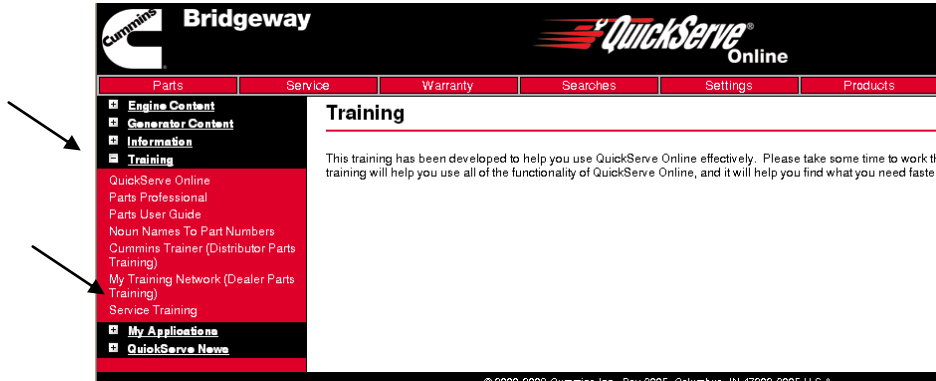
To obtain an **Individual Cummins QuickServe Online** log in, provide dealer name and number, student name, Promotion ID, and email address and fax to (614) 604-6031 or email to [susan.b.cramer@cummins.com](mailto:susan.b.cramer@cummins.com). The individual password and log in information will be sent to the individual email address you have provided. Your local distributor does not keep a record of passwords. Please keep a record of the log in name and passwords.

If the student is not able to access his records after logging onto QuickServe Online, he can contact Larry Davidson, at [larry.w.davidson@cummins.com](mailto:larry.w.davidson@cummins.com), Jeff Frizzell at [jeffrey.frizzell@cummins.com](mailto:jeffrey.frizzell@cummins.com), or Susan Cramer at [susan.b.cramer@cummins.com](mailto:susan.b.cramer@cummins.com)

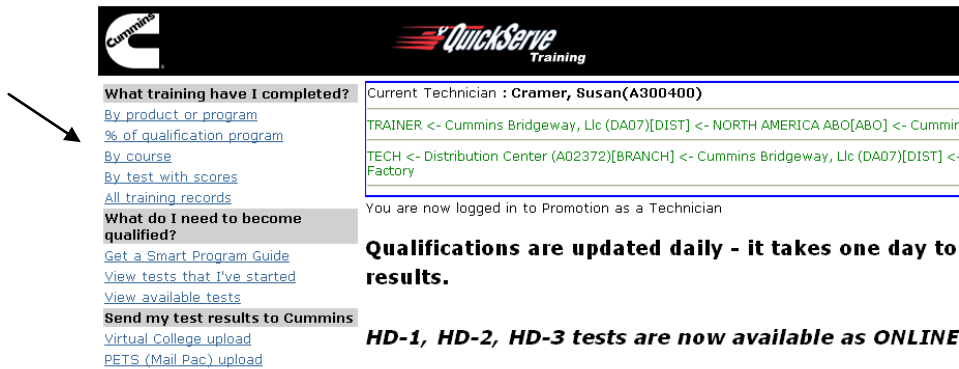
2. **View the Tutorial.**
3. **Download the Smart Program Guide** from QuickServe Online. Save the file to your computer's desktop, but do not open the file. Exit QuickServe and open Virtual College.
4. **Begin the Virtual College.** The Smart Program Guide will select the courses you need to complete for the program you have downloaded.
5. **After you have completed the Virtual College**, upload the results to QSOL.
6. **Check your training record.** Log into QSOL the next day to verify you have completed the program you submitted. For example, if you were working on 2009-37Q ISX15-CM2250, it should be present in the "by product or program" section or view the "% of qualification program" which is color coded. [Green - complete; Yellow – conditionally qualified / update required / alternate training path. Red - Incomplete.] If not click on program link to view all modules in that program. You will see which modules have/have not been completed.

Using **QuickServe Online's Smart Program Guide** is quick and easy to determine what training is required for any engine. Just log in using the Individual QuickServe Online follow the simple steps.

**Step 1** Log into QuickServe Online using your individual log in and password. Click on 'Training', then 'Service Training'.



**Step 2** From this view you can view your training, upload your Virtual College Scores and “Get a Smart Program Guide” to determine what training is needed for qualification on any engine. **Choose % of qualification program.** This view shows by color the status of training completion. Red – incomplete; Yellow – update may be required, or student was qualified by secondary training path; Green – qualified.



**Step 3** Select the program number.

<a href="#">2009-37Q</a>	ISX15 CM2250 Full Service Qualification (EPA 2010)(b/n 4091874)
<a href="#">2009-30Q</a>	ISB6.7 CM2250 Full Service Qualification (EPA 2010)(b/n 4091856)

**Step 4** Click on program link and download Smart Program Guide to your desktop.

**Step 5** Exit QSOL. Begin Cummins Virtual College

**CUMMINS BRIDGEWAY, LLC.**

**Training Department**

**Fax 614-604-6031**

**Phone 614-604-6037**

**2297 Southwest Blvd.**

**Grove City, OH 43123**

**Register online at [www.cumminsbridgeway.com](http://www.cumminsbridgeway.com)**

**Company Information**

Company Name:		
Mailing Address:		
City:	State:	Zip:
Phone:	Fax:	
Contact Name:		
<b>Billing:</b>	<i>(required)</i> Purchase Order No.	Optional: Credit Card #

**Registrants**

Registrant 1:		Promotion #:
Course:	Date:	Location:
Registrant 2:		Promotion #:
Course:	Date:	Location:
Registrant 3:		Promotion #:
Course:	Date:	Location:

**2010 Combination & ISX-CM871 classes begin at 12:00 p.m. on Monday.  
All other classes begin at 8:00 a.m.**

**Class materials:** Student will receive class materials consisting of wiring diagrams specific for the class and an electronic copy of the manual. Printed manual is available for an extra cost.  
Enter the quantity of printed manuals you wish to order. \_\_\_\_\_

**Billing Policy:** Payment is due at the time you register for a course. A one week cancellation notice is required if you are unable to attend a session for which you have registered. If a one week notice is not provided, a \$100 cancellation fee will apply.

Fax registration form to **SUSAN CRAMER** at (614) 604-6031 or mail to the above address. Email correspondence may be sent to [susan.b.cramer@cummins.com](mailto:susan.b.cramer@cummins.com).



If you wish to order, fill in all spaces below and fax to the part's distribution center. Note that the prices may vary from those listed below. Orders can also be placed with your regular parts order.

Bulletin No.	Program Title	Qty
3898607	ISB Engine (4 CD-ROMs)	
3898997	EGR Air Handling Familiarization - (1 CD-ROM)	
4091966	Warranty Library (1 CD-ROMs)	
4091834	Diesel Exhaust Aftertreatment – ISC/ISL CM850 (1CD)	
4091839	INSITE 6 Update (2 CD-ROMs)	
4091840	Basic Electronics Theory & Troubleshooting Update– (4 CD-ROMs)	
4091845	Alternative Fuels Library (updated) (13 CD-ROMs)	
4091856	Midrange Library 3.4 EPA 2010	
4091963	Midrange Update EPA 2010 (9 CD-ROMs)	
4091874	Heavy Duty Library 3.2 EPA 2010	
4091965	Heavy Duty Update EPA 2010 (11CD-ROMs)	
4091955	Fleet Technician Training	
	<b>INDUSTRIAL</b>	
3898577	QST30 Engine (2 CD-ROMs)	
3898777	QSK 45/60 Engines (9 CD-ROMs)	
3898847	QST30 Industrial Engine (5 CD-ROMs)	
3898887	QSK15 Engines & ISX Update (2 CD-ROMs)	
3898917	QSK15/QSM11 Industrial Features & Controls (3 CD-ROMs)	
4091822	QSK78 Engine - Virtual Classroom Training (6 CD-ROMs)	
4091829	QSK23 Engine -- ( 2 CD-ROMs)	
4091880	Virtual College High Horsepower Library 3.2	
4091890	Compact Power (B3.3/QSB3.3-CM2150 (13 CDs)	
	Total	

**Parts Distribution Center Fax: 888-811-9550 / Phone: 888-811-9549 or 614-604-6031  
Attention: Susan Cramer**

**Company:** \_\_\_\_\_ **Attn:** \_\_\_\_\_

**Address:** \_\_\_\_\_

**Phone:** \_\_\_\_\_ **Fax:** \_\_\_\_\_

**Billing: Dealer Acct. #** \_\_\_\_\_ **Purchase Order** \_\_\_\_\_

**(Optional) Credit Card #** \_\_\_\_\_ **Expiration** \_\_\_\_\_

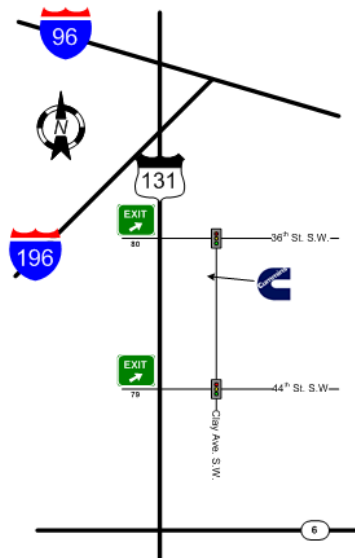
## VIRTUAL COLLEGE REPLACEMENT

**Cummins Inc. has introduced replacement disc availability. You can order individual discs that are in the Libraries of Heavy Duty, Midrange, Alternative Fuels, and Warranty. Orders can be placed with your parts order or add to the Virtual College order form on the previous page.**

<b>ID</b>	<b>Bulletin #</b>	<b>Detailed Description</b>
AF-1	4091900	(AF-1) Alternative Fuels - Natural Gas
AF-2	4091901	(AF-2) Alternative Fuels - Natural Gas
AF-3	4091902	(AF-3) Alternative Fuels - Natural Gas
AF-4	4091903	(AF-4) Alternative Fuels - Natural Gas
CP-1	4091904	(CP-1) Compact Power - 3.3 intro and controls
CP-2	4091905	(CP-2) Compact Power - 3.3 shop talk
CP-3	4091956	(CP-3) Compact Power - F3.8 Liter Engine
CP-4	4091957	(CP-4) Compact Power - ISF3.8 Base Engine, Maintenance & Parts Technical Training
Gen-1	4091906	(Gen-1) Aftertreatment
Gen-2	4091907	(Gen-2) BETT
Gen-3	4091908	(Gen-3) BETT
Gen-4	4091909	(Gen-4) BETT
Gen-5	4091910	(Gen-5) BETT
Gen-6	4091911	(Gen-6) Insite 6 Update
Gen-7	4091912	(Gen-7) Insite 6 Update
Gen-8	4091913	(Gen-8) Fuel Systems - CELECT, Quantum, HPI-TP
Gen-9	4091914	(Gen-9) Fuel Systems - vp44 and CAPS
Gen-10	4091915	(Gen-10) Fuel Systems - Common Rail
Gen-11	4091916	(Gen-11) Fuel System - components and electrical
Gen-12	4091847	(Gen-12) QSOL & Clean Care
Gen-13	4091917	(Gen-13) Aftertreatment - Hydrocarbon Injection
Gen-14	4091918	(Gen-14) Marine Vessel Performance
Gen-15	4091946	(Gen-15) EPA07 Aftertreatment Update
Gen-16	4091951	(Gen-16) New & Revised service Procedure updated for EPA07 MR & HD
Gen-17	4091958	(Gen-17) BETT 1.0 & INSITE 7.2 updated, CM2250 Controls, 2010 SCR
HD-1	4091919	(HD-1) QSX15 Tier3
HD-2	4091920	(HD-2) X series - cooling, lube, fuel
HD-3	4091921	(HD-3) X series IFSM, Injector, front gear train
HD-4	4091922	(HD-4) X series brake
HD-5	4091923	(HD-5) ISX CM871 Introduction & Controls
HD-6	4091924	(HD-6) Hydrocarbon Injection
HD-7	4091925	(HD-7) ISX CM871 mechanicals
HD-8	4091926	(HD-8) ISM CM876 Intro/Controls, M cooling, lube, fuel, brake
HD-9	4091927	(HD-9) ISM mech, ISM CM876 shop talk, breather for M/X CM876
HD-11	4091948	(HD-11) ISM CM570/CM870/CM875 Intro, ISX570/870 intro
HD-12	4091949	(HD-12) ISM/ISX Hot Side EGR, Diesel Combustion Review
HD-13	4091947	(HD-13) Course 3047 ISX CM870 Variable Geometry Turbocharger Cross Shaft Training Updated
HD-14	4091950	(HD-14) ISX CM870 / ISM CM875 Hot Side EGR Valve Troubleshooting Update
HD-15		(HD-15) ISM11 CM876 SN
HD-16	4091959	(HD-16) ISX15 CM2250 Intro, Fuel system
HD-17	4091960	(HD-17) ISX15 Cm2250 Mechanicals, Component Cooling, Virtual Engine Build
HD-18	4091961	(HD-18) ISX15 CM2250 Lubrication Flow, Air Handling, HD OBD, Engine Brake, Parts & Maintenance
HHP-1	4091928	(HHP-1) QSK MCRS CM850
HHP-2	4091929	(HHP-2) QSK MCRS CM850
HHP-3	4091848	(HHP-3) Fuel Quality for High Horsepower MCRS Engines
MR-1	4091930	(MR-1) B Series Mechanical, RGT, Cooling
MR-2	4091931	(MR-2) B Series Lube, Air
MR-3	4091932	(MR-3) QSB4.5 & QSB6.7 CM850 Intro & Shop Talk
MR-4	4091933	(MR-4) QSC8.3 & QSL9 CM850 Intro and Shop Talk
MR-5	4091934	(MR-5) C&L Series Mechanicals
MR-6	4091935	(MR-6) C and L Series - Air, Lube, Cooling
MR-7	4091936	(MR-7) ISBe4 and SCR
MR-8	4091937	(MR-8) ISB, ISC, ISL CM2150
MR-9	4091938	(MR-9) Cool Side EGR
MR-11	4091939	(MR-11) ISLe4 intro, OBD Fault Usage, ISLe4 shop talk
MR-12	4091964	(MR-12) ISB4.5, ISB6.7, ISL8.9 CM2150 SN intro, Controls & Shop Talk (Euro 5)
MR-13	4091962	(MR-13) ISB/ISC/ISL CM2250 intro, virtual engine build, maintenance, parts (EPA 2010 MR)
SA-1	4091940	(SA-1) Service Advisor Qualification
SA-2	4091941	(SA-2) Service Advisor Qualification
W-1	4091942	(W-1) Warranty Qualification
W-2	4091943	(W-2) Warranty Qualification
W-3	4091944	(W-3) Warranty Qualification
Tutorial	4091945	(Tutorial) How to use the Virtual College Library

**GRAND RAPIDS**

**3715 Clay Ave., S.W., Grand Rapids 49548 (616) 538-2250**



From all areas: I-96 West, merge onto US-131 South to 36<sup>th</sup> St, exit 80. Turn left onto 36<sup>th</sup> St SW, turn right onto Clay Ave. SW.

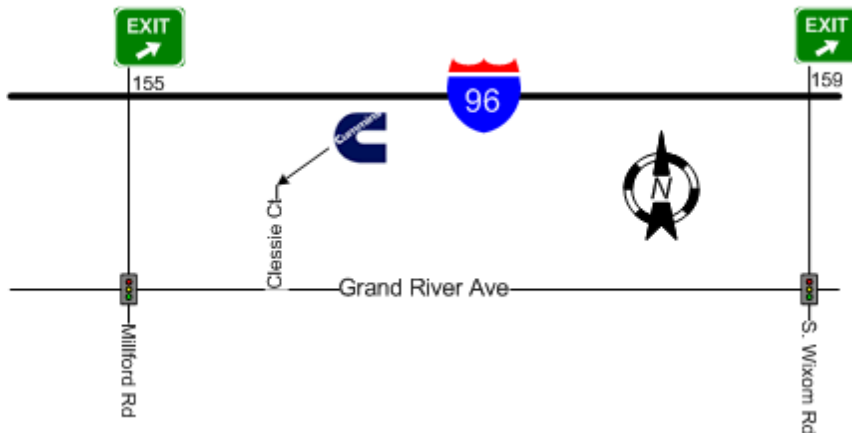
**Grand Rapids Hotels**

**\* Ask for Cummins Bridgeway rates**

1. \*The Residence Inn (616) 538-1100  
3451 Rivertown Point Ct. SW, Grandville, MI 49418
2. \*Baymont Inn, 8282 Pfeiffer Farm Dr., (616) 583-9535  
(US-131 & 84th St.), Byron Center, MI 49315
3. Comfort Suite, 7644 Caterpillar Ct SW (616) 301-2255
4. Hampton Inn, 755 54th St. S.W. (616) 261-5500

**NEW HUDSON**

**21810 Clessie Court, New Hudson MI 48165 (248) 573-1600**



From all areas: I-96 to Milford Rd, exit 155. South on Milford Rd to Grand River Ave.. Left or east on Grand River 1.5 miles. Cummins' complex is on left or north side of the road between South Hill Road and Haas Roads. Training Center is in the North building near the express way. Follow signs to parking area. Training entrance is on the Southwest side of the building.

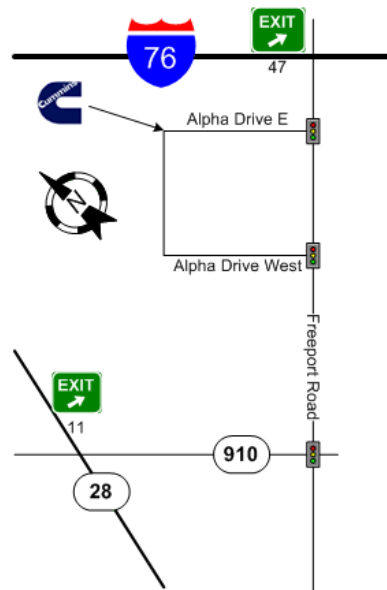
**New Hudson Hotels**

**\*Ask for Cummins Bridgeway rates**

1. Holiday Inn Express 48953 Alpha Drive, Wixom (248) 735-2781
2. \*Comfort Suites 28049 Wixom Rd., Wixom 48393 (248) 504-5080
3. \*Staybridge Suites Novi 800-238-8000 / (248) 349-4600  
27000 Providence Pky., Novi 48374
4. \*Hilton Garden Inn (248) 348-3840  
27355 Cabaret Dr., Novi 48377
5. \*The Crowne Plaza (248) 348-5000  
27000 Sheraton Drive, Novi 48377
6. \*Double Tree Novi (248) 344-8800  
42100 Crescent Drive, Novi 48375

**PITTSBURGH**

**3 Alpha Drive S.E., Pittsburgh 15238 (412) 820-8300**



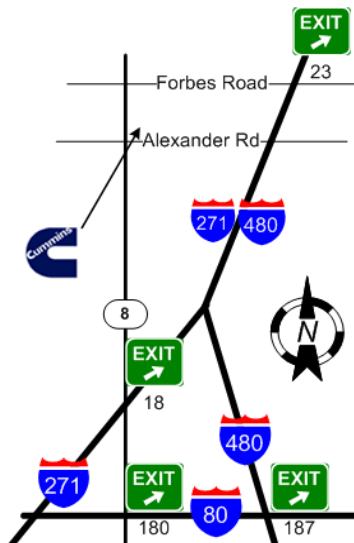
**Pittsburgh Hotels**

1. Holiday Inn Express, 10 Landings Drive 15238 (412) 828-9300
2. Days Inn, 6 Landings Drive 15238 (412) 828-5400
3. Comfort Inn 2801 Freeport Road 15238 (412) 828-9400
4. Super 8, 8 Landings Drive 15238 (412) 828-8900

**CLEVELAND**

**7585 Northfield Road 44146 (440) 8439-6800**

Use Walton Hills for GS directions



**Cleveland Hotels**

\*(Ask for Cummins rates)

**Below located at I-271 and Rt. 8 Exit:**

1. \*LaQuinta, 268 E. Highland Rd., Macedonia (330) 468-5400
2. \*Knights Inn, 240 E. Highland Road, Macedonia (330) 467-1981

**Exit 80 at I-80**

3. \*Clarion Inn, 240 E. Hines Hill Rd., Hudson 44236 (330) 653-9191

**Broadway at I-271 in Oakwood**

4. \*Holiday Inn Express, 23303 Oakwood Commons 44146 (440) 786-1998

**Directions to Cleveland Branch:**

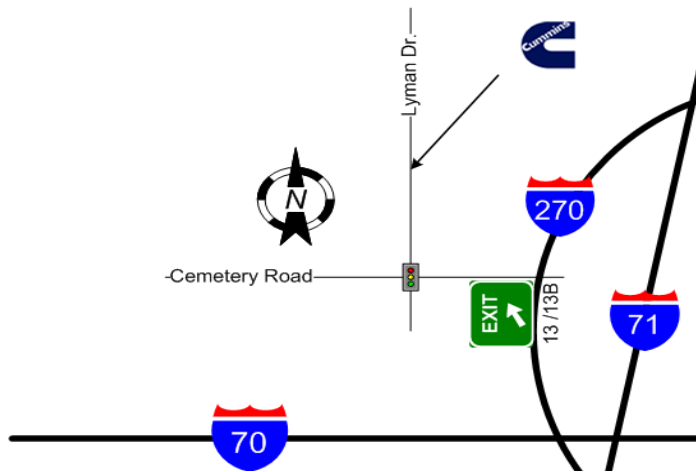
**From North:** I-270 to exit 23 Forbes Road. Go through the two lights, straight on bypass road to Alexander Road. Turn right on Alexander Road. Go about 1/2 mile down near corner of Alexander and Route 8 Into Cummins' driveway.

**From West:** I-480 E to I-271 S to exit 23. Go through the two lights to bypass "Oakleaf Road" to Alexander Road. Turn right at Alexander about 1/2 mile down. Turn right into Cummins.

**From East:** I-480 W to exit 23, turn left onto Broadway, turn left again as if getting back on the highway, but there is a bypass road to Alexander Road. Turn right on Alexander Road down about 1/2 mile. Turn right into Cummins' Driveway.

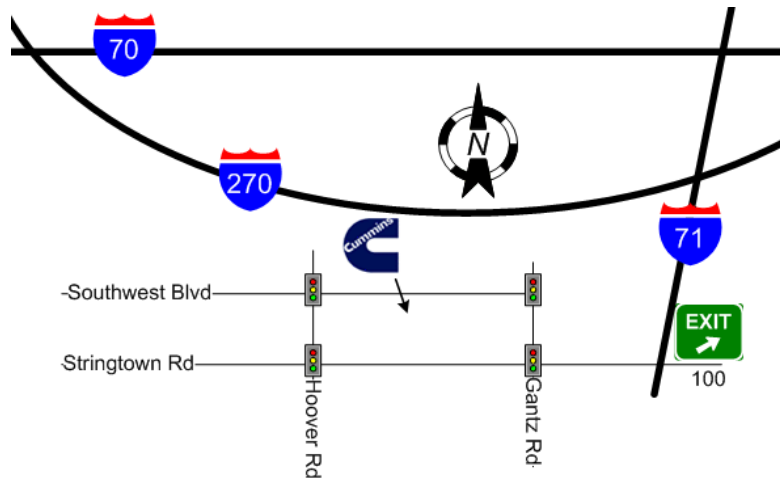
**From South:** I-271 n to Route 8 North about 5 miles

**COLUMBUS (Hilliard)**  
**4000 Lyman Drive, Hilliard 43026 (614) 771-1000**



I-270 Exit 13 Cemetery Road (West) Turn right at the first light onto Lyman Drive (at McDonalds).

**GROVE CITY DISTRIBUTION CENTER**  
**2297 Southwest Blvd., Suite K, 43123 (614) 604-6000**



I-71 to Stringtown Rd. Exit 100 at Grove City. (first exit south of I-270)  
 From North: turn right on Stringtown. From South turn left on Stringtown.  
 Right on Gantz Rd. Left on Southwest Blvd. "Cummins" is on sign.  
 Located at end of building. Suite K.

**Columbus Area Hotels**

\*(Ask for Cummins rates)

**Hilliard Exit 13 Fishing / Cemetery Road**

1. \*Hampton Inn 3950 Lyman Drive Hilliard 43026 (614) 334-1800
2. Comfort Suites 3831 Park Mill Run Drive Hilliard (614) 529-8118
3. Homewood Suites 3841 Park Mill Run Drive Hilliard (614) 529-4100

**Roberts Road Exit 10**

4. Quality Inn 2340 Westbelt Drive, Columbus 43228 (614) 771-8944
5. Courtyard Marriott 2350 Westbelt Drive, Columbus 43228 (614) 771-8999

**Dublin/Tuttle Crossing Exit 15**

6. Drury Inn & Suites NW, 6170 Park Center Circle 43017 (614) 798-8802
- La Quinta Inn 6145 Park Center Circle, Dublin 43017 (614) 792-8300

**Grove City Hotels**

1. \*Drury Hotels 4109 Parkway Centre Dr (614) 875-7000  
 (preferred rate code: 303201)
2. Hampton Inn South 4017 Jackpot Road (614) 539-1177
3. Days Inn 1849 Stringtown Road (614) 871-0440
4. Holiday Inn Express 3951 Jackpot Road (614) 801-9000
5. Microtel Inn 1800 Stringtown Road (614) 277-0705
6. Hilton Garden Inn 3928 Jackpot Rd (614) 277-0708
7. La Quinta 3962 Jackpot Road (614) 539-6200



**Bridgeway**

**Corporate Headquarters  
21810 Clessie Court  
New Hudson, MI 48165  
(248) 573-1600**

**Dearborn Branch  
3760 Wyoming Avenue  
Dearborn, MI 48120  
(313) 843-6200**

**Grand Rapids Branch  
3715 Clay Avenue, S.W.  
Grand Rapids, MI 49548  
(616) 538-2250**

**Mount Clemens Branch  
43575 N. Gratiot Avenue  
Clinton Township, MI 48036  
(586) 469-2010**

**New Hudson Branch  
54250 Grand River Avenue  
New Hudson, MI 48165  
(248) 573-1900**

**Saginaw Branch  
722 N. Outer Drive  
Saginaw, MI 48605  
(989) 752-5200**

**Gaylord Branch  
977 North Center Avenue  
Gaylord, MI 49735  
(989) 732-5055**

**Traverse City Branch  
863 South Airport Road  
Traverse City, MI 49686  
(231) 947-5824**

**Cincinnati Branch  
5400 Rialto Road  
West Chester, OH 45069  
(513) 563-6670**

**Cleveland Branch  
7585 Northfield Road  
Cleveland, OH 44146  
(440) 439-6800**

**Columbus Branch  
4000 Lyman Drive  
Hilliard, OH 43026  
(614) 771-1000**

**Toledo Branch  
801 Illinois Avenue  
Maumee, OH 43537  
(419) 893-8711**

**Youngstown Branch  
7145 Masury Road  
Hubbard, OH 44425  
(330) 534-1935**

**Pittsburgh Branch  
3 Alpha Drive  
Pittsburgh, PA 15238  
(412) 820-8300**

**Parts Distribution Center  
2297 Southwest Boulevard  
Grove City, OH 43123  
(614) 604-6000**